

# PRIMACY SINGLE WHEEL (PS)

FREE SWIVEL • TOTAL LOCK • TOTAL/DIRECTION LOCK COMBO

**NEW**



- APPLICATIONS**
- Hospital Beds
  - Stretchers
  - Mobile Ultrasound Equipment
  - OR Beds
  - Radiology Tables
  - Medical Chairs/Recliners
  - ICU Beds
  - Care Beds

- FEATURES**
- Smooth integrated central locking selection for free swivel, total lock, and directional (steer) lock.
  - Precision bearings in swivel section and sealed precision bearings in wheels.
  - Durable twin non-marking polyurethane wheel treads
  - High quality synthetic cover over die cast aluminum frame
  - Antistatic Option Available
  - Caster meets ISO Standard 22882: 2004 Caster & Wheels - Requirements for Casters for Hospital Beds.

## CENTRAL LOCKING TOTAL LOCK MODELS

Wheel Diameter mm (in)	Tread Width mm (in)	Wheel Description	Capacity (Lbs)	Load Height mm (in)	Swivel Radius mm (in)	Wheel Bearing	Model Number
125 (5)	32 (1-1/4)	Thermoplastic Rubber	264	158 (6-7/32)	102.5 (4-1/32)	Precision Ball	PS-05TPP-125-TL-CL__
125 (5)	32 (1-1/4)	Polyurethane	330	158 (6-7/32)	102.5 (4-1/32)	Precision Ball	PS-05PYP-125-TL-CL__
150 (6)	32 (1-1/4)	Thermoplastic Rubber	264	188 (7-13/32)	117 (4-39/64)	Precision Ball	PS-06TPP-125-TL-CL__
150 (6)	32 (1-1/4)	Polyurethane	330	188 (7-13/32)	117 (4-39/64)	Precision Ball	PS-06PYP-125-TL-CL__
200 (8)	32 (1-1/4)	Thermoplastic Rubber	264	229 (9)	156 (6-9/64)	Precision Ball	PS-08TPP-125-TL-CL__
200 (8)	32 (1-1/4)	Polyurethane	330	229 (9)	156 (6-9/64)	Precision Ball	PS-08PYP-125-TL-CL__

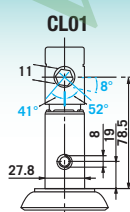
## CENTRAL LOCKING DIRECTIONAL AND TOTAL LOCK COMBO

125 (5)	32 (1-1/4)	Thermoplastic Rubber	264	158 (6-7/32)	102.5 (4-1/32)	Precision Ball	PS-05TPP-125-DT-CL__
125 (5)	32 (1-1/4)	Polyurethane	330	158 (6-7/32)	102.5 (4-1/32)	Precision Ball	PS-05PYP-125-DT-CL__
150 (6)	32 (1-1/4)	Thermoplastic Rubber	264	188 (7-13/32)	117 (4-39/64)	Precision Ball	PS-06TPP-125-DT-CL__
150 (6)	32 (1-1/4)	Polyurethane	330	188 (7-13/32)	117 (4-39/64)	Precision Ball	PS-06PYP-125-DT-CL__
200 (8)	32 (1-1/4)	Thermoplastic Rubber	264	229 (9)	156 (6-9/64)	Precision Ball	PS-08TPP-125-DT-CL__
200 (8)	32 (1-1/4)	Polyurethane	330	229 (9)	156 (6-9/64)	Precision Ball	PS-08PYP-125-DT-CL__

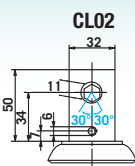
## CENTRAL LOCKING FREE SWIVEL MODELS

125 (5)	32 (1-1/4)	Thermoplastic Rubber	264	158 (6-7/32)	102.5 (4-1/32)	Precision Ball	PS-05TPP-125-SW-RS__
125 (5)	32 (1-1/4)	Polyurethane	330	158 (6-7/32)	102.5 (4-1/32)	Precision Ball	PS-05PYP-125-SW-RS__
150 (6)	32 (1-1/4)	Thermoplastic Rubber	264	188 (7-13/32)	117 (4-39/64)	Precision Ball	PS-06TPP-125-SW-RS__
150 (6)	32 (1-1/4)	Polyurethane	330	188 (7-13/32)	117 (4-39/64)	Precision Ball	PS-06PYP-125-SW-RS__
200 (8)	32 (1-1/4)	Thermoplastic Rubber	264	229 (9)	156 (6-9/64)	Precision Ball	PS-08TPP-125-SW-RS__
200 (8)	32 (1-1/4)	Polyurethane	330	229 (9)	156 (6-9/64)	Precision Ball	PS-08PYP-125-SW-RS__

### Locking Models

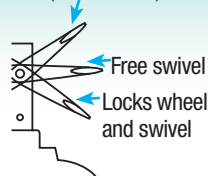


- Stem diameter 27.8mm
- Two locking hole options
- Locking hole in line or across direction of travel
- Four fixing holes
- Snap-on adapter sleeves options for different tube dimensions
- Standard cam (41°/52°)



- Stem diameter 32mm
- Two locking hole options available
- Locking hole in line or across direction of travel
- Four fixing holes
- Standard cam 30°

### Steering (locks swivel)



### Free Swivel Models



**RS03**  
27.8mm x 45mm for tubular frame with 28mm ID



**RS05**  
32mm x 45mm For tubular frame with 32mm ID