

AUTOCLAVE (AC)

TOP PLATE MODELS

FREE SWIVEL • RIGID • TOP LOCK BRAKE



- APPLICATIONS**
- Food Service
 - Case Carts
 - Utility Carts
 - Medical Equipment
 - Institutional Equipment
 - Laboratory Equipment
 - Animal Cages
 - Pharmaceutical Equipment

- FEATURES**
- 304 Stainless Steel, Polished
 - Temperature range 250°F intermittently
 - Dual Ball Swivel Raceways for added strength
 - High temp swivel seals are standard
 - Stainless steel zerk fittings in swivel raceway
 - Stainless steel precision ball or rollerbearings in wheels for easier rollability
 - Wheels have plastic thread guards for added protection

Our AC series is constructed of quality 304 stainless steel. Caster is specially designed for many different medical and pharmaceutical applications such as autoclavable applications.



SWIVEL TOP PLATE MODELS

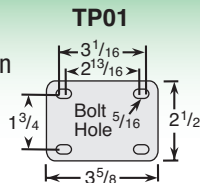
Wheel Diameter (Inches)	Tread Width (Inches)	Wheel Description	Capacity (Lbs)	Load Height Inches (mm)	Swivel Radius Inches (mm)	Wheel Bearing	Model Number
4	1-1/4	Hytrel on Autoclaveable PP	275	5-7/16	3-37/64	Stainless Precision Ball	AC-04HSP-125-SW-_____
4	1-1/4	HI- Temp Phenolic	275	5-7/16	3-37/64	Stainless Roller	AC-04PHR-125-SW-_____
5	1-1/4	Hytrel on Autoclaveable PP	300	6-7/16	4-7/32	Stainless Precision Ball	AC-05HSP-125-SW-_____
5	1-1/4	HI- Temp Phenolic	300	6-7/16	4-7/32	Stainless Roller	AC-05PHR-125-SW-_____
6	1-1/4	Hytrel on Autoclaveable PP	325	7-13/32	4-39/64	Stainless Precision Ball	AC-06HSP-125-SW-_____
6	1-1/4	HI- Temp Phenolic	325	7-13/32	4-39/64	Stainless Roller	AC-06PHR-125-SW-_____

Temperature Range
 Hytrel wheel...250°F intermittently
 Hi temp phenolic....300°F continuous

Specify fitting code, see fittings at left for dimensions.


TOP PLATE

Swivel Top Plate Pattern



SQUARE STEM

SQ05



AUTOCLAVE (AC)



RIGID TOP PLATE MODELS

Wheel Diameter (Inches)	Tread Width (Inches)	Wheel Description	Capacity (Lbs)	Load Height Inches (mm)	Swivel Radius Inches (mm)	Wheel Bearing	Model Number
4	1-1/4	Hytrel on Autoclaveable PP	275	5-7/16	N/A	Stainless Precision Ball	AC-04HSP-125-RG-
4	1-1/4	HI- Temp Phenolic	275	5-7/16	N/A	Stainless Roller	AC-04PHR-125-RG-
5	1-1/4	Hytrel on Autoclaveable PP	300	6-7/16	N/A	Stainless Precision Ball	AC-05HSP-125-RG-
5	1-1/4	HI- Temp Phenolic	300	6-7/16	N/A	Stainless Roller	AC-05PHR-125-RG-
6	1-1/4	Hytrel on Autoclaveable PP	325	7-13/32	N/A	Stainless Precision Ball	AC-06HSP-125-RG-
6	1-1/4	HI- Temp Phenolic	325	7-13/32	N/A	Stainless Roller	AC-06PHR-125-RG-



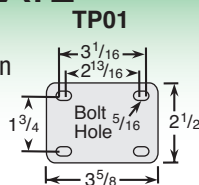
SWIVEL TOP PLATE MODELS WITH TOP LOCK BRAKE

Wheel Diameter (Inches)	Tread Width (Inches)	Wheel Description	Capacity (Lbs)	Load Height Inches (mm)	Swivel Radius Inches (mm)	Wheel Bearing	Model Number
4	1-1/4	Hytrel on Autoclaveable PP	275	5-7/16	3-37/64	Stainless Precision Ball	AC-04HSP-125-TB-
4	1-1/4	HI- Temp Phenolic	275	5-7/16	3-37/64	Stainless Roller	AC-04PHR-125-TB-
5	1-1/4	Hytrel on Autoclaveable PP	300	6-7/16	4-7/32	Stainless Precision Ball	AC-05HSP-125-TB-
5	1-1/4	HI- Temp Phenolic	300	6-7/16	4-7/32	Stainless Roller	AC-05PHR-125-TB-
6	1-1/4	Hytrel on Autoclaveable PP	325	7-13/32	4-39/64	Stainless Precision Ball	AC-06HSP-125-TB-
6	1-1/4	HI- Temp Phenolic	325	7-13/32	4-39/64	Stainless Roller	AC-06PHR-125-TB-

Specify fitting code, see fittings at left for dimensions.

TOP PLATE

Swivel Top Plate Pattern



SQUARE STEM

SQ05

