

Load Capacity: 350 to 1000 lbs.



# SERIES

## Medium-Heavy Duty Industrial


### Quality Features

- **FOUR-SIDED, DOUBLE BALL RACEWAY.**  
Hardened steel ball bearings in the load bearing and secondary thrust bearings touch the swivel raceway "on all four sides." This protects the central king pin from shock loading for free swiveling under heavy loads.
- **HEAT-TREATED MOVING PARTS.**  
All moving parts are heat treated to a precise molecular depth and Rockwell hardness. This extends caster life under rugged conditions and shock loads.
- **TWO-PIECE RIGID CASTER.**  
Rigid caster utilizes a welded top plate and yoke design instead of a one-piece stamped yoke as used on competitive brands.
- **THREAD GUARDS.**  
Available on most wheels, keeps unwanted materials out of the wheel bearings thus increasing the life of the caster.

SWIVEL



RIGID



### Options

- Cart Washable Grease Seals
- Maintenance Free Swivel Bearings
- High-Temperature Wheels
- Conductive or Static-Dissipative Wheels
- Gray, Non-Marking Wheels
- Powder Coated Finishes

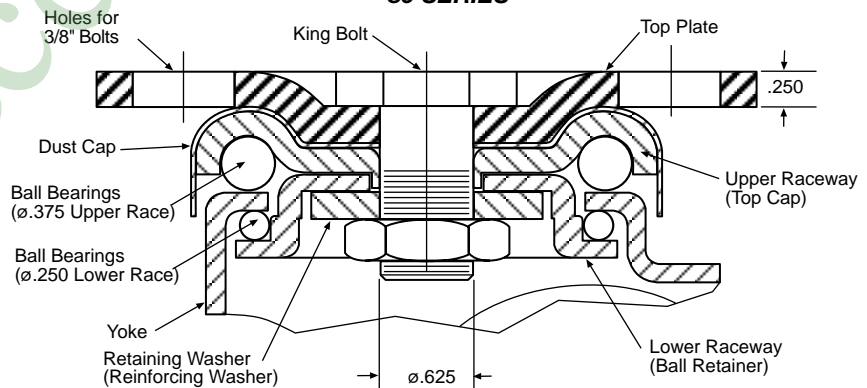
The 80 Series is one of the finest Medium-Heavy Duty casters around. The smooth, quiet swivel raceway allows use not only for industrial applications, but with proper wheel and tread selection, it can be used for hospital and institutional service as well.

Typical applications include:

- Platform Trucks
- Luggage Carts
- Computer Frames
- Storage Containers
- Manual Lift Trucks
- Mobile Cabinets

Formed steel construction makes this a tough and durable caster that provides a clean look and smooth ride. Standard finish is Zinc Plated Steel; custom finishes available.

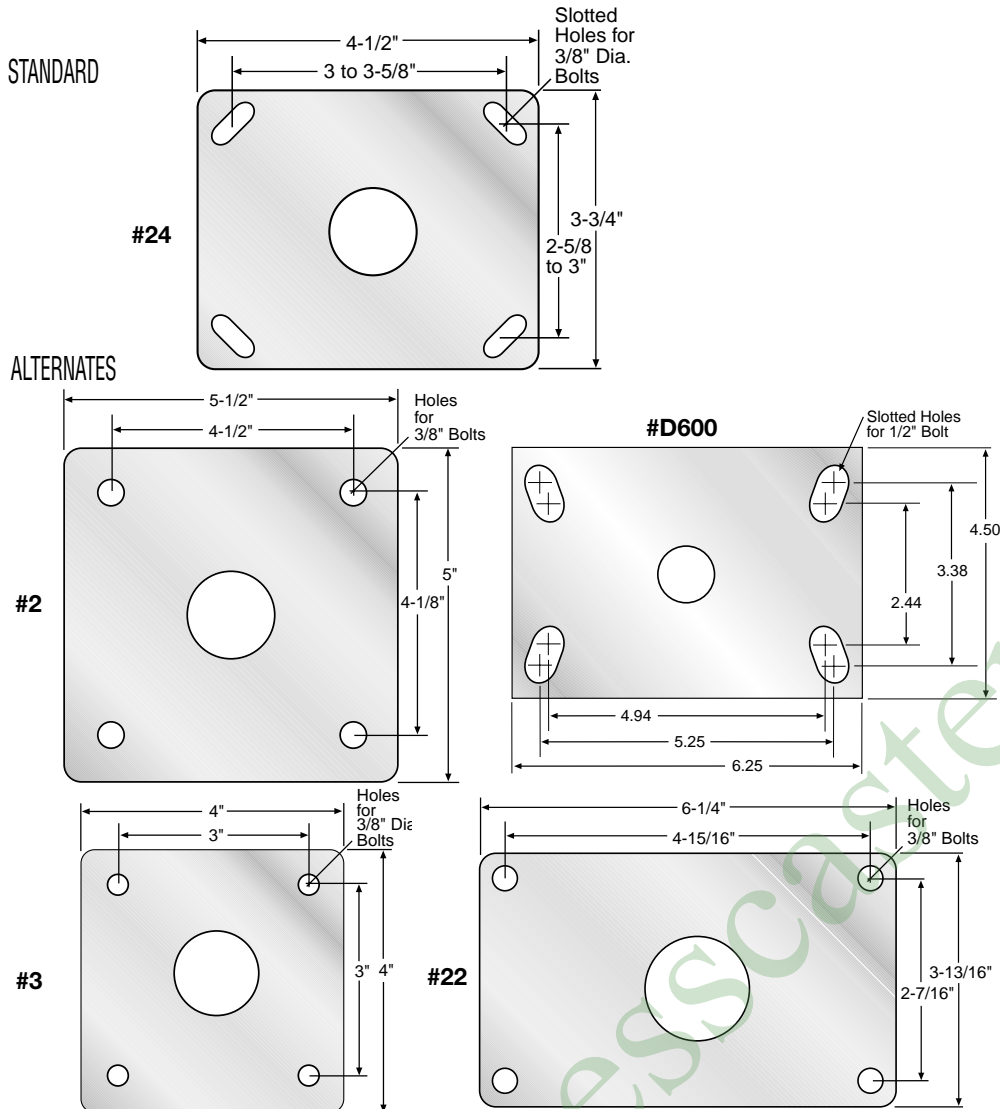
### FOUR SIDED DOUBLE BALL BEARING RACEWAY 80 SERIES



### Wheel Selection

ADVANCED ELASTOMER	NEOPRENE RUBBER	HI-CAP NEOPRENE	HARD RUBBER	NEOPRENE OR POLYURETHANE STEEL DISC	CAST IRON HUB MOLD-ON POLYURETHANE
PAGE 106	PAGE 108	PAGE 110	PAGE 112	PAGE 118	PAGE 128

## TOP PLATE



Medium-Heavy  
Duty Industrial



## STEMS

### "O" STEM TABLE

Dimension D	Dimension L	Stem Number
*5/8"	2"	O80-58-2
*3/4"	2"	O80-34-2
*7/8"	2"	O80-78-2
1"	2-1/2"	O80-1-212

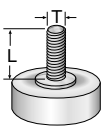
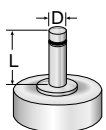
Other stem sizes and dimensions available.  
\*Special Order/Minimum Quantity

### "L" STEM TABLE

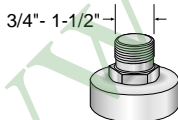
Dimension T	Dimension L	Stem Number
5/8"-11	2-1/2"	L80-5811-212
3/4"-10	2-1/2"	L80-3410-212
*7/8"-9	2-1/2"	L80-789-212
*1"-8	2-1/2"	L80-18-212

Other stem sizes and dimensions available.  
\*Special Order/Minimum Quantity

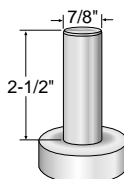
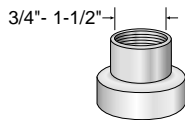
\*\*7/8" round" stem



"LP" stem



"LPC" stem




Subtract .250" from overall height for stem casters.

### POLYOLEFIN HUB


#### POLYURETHANE

PAGE 126




#### THERMO PLASTIC RUBBER

PAGE 122



#### PHENOLIC

PAGE 134



#### POLYOLEFIN

PAGE 136

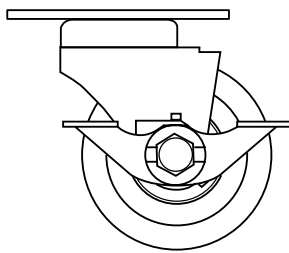


#### CAST IRON

PAGE 138



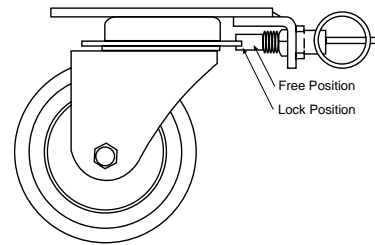
**Hub Brake**



### Hub Brake

Prevents wheel movement by engaging fork legs against wheel hub when foot pedal is applied in the locked position.

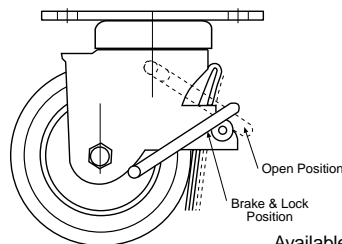
**Four Position Swivel Lock (SL)**



### Four Position Swivel Lock

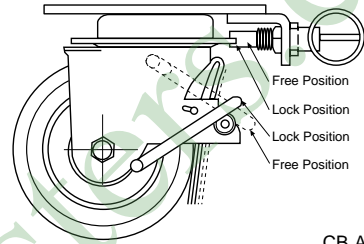
A horizontal four position swivel lock with a springloaded plunger to securely hold the swivel in the slotted position desired. Plunger can be put into a neutral position for free swiveling action.

**Heavy Duty Combination Swivel & Wheel Brake (CB)**



Available in 5", 6", & 8"

**Combination Four Position Swivel Lock & Wheel Brake (WB-SL)**



CB Available in 5", 6", & 8"

### Heavy Duty Combination Swivel & Wheel Brake

This combination swivel and wheel brake was especially designed for heavy equipment that must be made immobile. The wheel brake is constructed to operate in conjunction with the swivel. The overall height of this caster with the brake applied or released remains the same, even when used with companion casters as a swivel or rigid.

### Combination Four Position Swivel Lock & Wheel Brake

This combination horizontal four position swivel lock and wheel brake was designed to work together or operate independent from one another. Both the swivel lock plunger and the wheel brake operate from a spring steel action to assure a positive operation.

Diameter	Tread Width	Load Capacity	Wheel Material	Bearing	Swivel Part Number	Rigid Part Number	Approx. Weight	Overall Height	Swivel Radius				
3	1 13/16	500	POLYOLEFIN	ROLLER	83-24-TPO	83-24-TRPO	4-1/2	4-1/2	2-5/8				
			350	NEOPRENE RUBBER	ROLLER	83-24-TDN	83-24-TRDN			5			
		440	HI-CAP NEOPRENE	ROLLER	83-24-TKN	83-24-TRKN	5-1/2						
			800	HARD RUBBER	ROLLER	83-24-TH				83-24-TRH			
		900	POLYURETHANE / CAST IRON HUB	ROLLER	83-24-TADI-M-CI	83-24-TRADI-M-CI	5						
			ADVANCED ELASTOMER	DELTRIN	83-24-DAE	83-24-DRAE							
		1000		PRECISION BALL	83-24-PXAE	83-24-PXRAE	5-1/2						
			CAST IRON	ROLLER	83-24-TAE	83-24-TRAE				5			
		4	2	200	EXTRA SOFT THERMO-PLASTIC RUBBER	DELTRIN	84-24-DPD-M-PO-55			84-24-DRPD-M-PO-55	7	5-15/16	3
					350	NEOPRENE RUBBER	ROLLER			84-24-TPD-M-PO-55			
410	THERMO-PLASTIC RUBBER			DELTRIN	84-24-DPD-M-PO	84-24-DRPD-M-PO							
	440			HI-CAP NEOPRENE	ROLLER	84-24-TPD-M-PO	84-24-TRPD-M-PO						
600	POLYURETHANE / POLYOLEFIN HUB			DELTRIN	84-24-TKN	84-24-TRKN							
700	POLYOLEFIN			ROLLER	84-24-DADI-M-PO	84-24-DRADI-M-PO							
750	POLYURETHANE / POLYOLEFIN HUB			ROLLER	84-24-TPO	84-24-TRPO							
	POLYURETHANE / POLYOLEFIN HUB			ROLLER	84-24-TADI-M-PO	84-24-TRADI-M-PO							
800	HARD RUBBER			ROLLER	84-24-TH	84-24-TRH							
	POLYURETHANE / CAST IRON HUB			ROLLER	84-24-TADI-M-CI	84-24-TRADI-M-CI							
1000	BALL			84-24-XAE	84-24-XRAE								
				DELTRIN	84-24-DAE	84-24-DRAE							
	PRECISION BALL			84-24-PXAE	84-24-PXRAE								
				ROLLER	84-24-TAE	84-24-TRAE							
	CAST IRON	ROLLER	84-24-TCI	84-24-TRCI									
		PHENOLIC	ROLLER	84-24-TPR	84-24-TRPR								

## 80 Series continued

Diameter	Tread Width	Load Capacity	Wheel Material	Bearing	Swivel Part Number	Rigid Part Number	Approx. Weight	Overall Height	Swivel Radius		
<b>5</b>	<b>1<sup>9</sup>/<sub>16</sub></b>	<b>550</b>	STEEL DISC POLYURETHANE	ROLLER	85-24-TADI-T-SD	85-24-TRADI-T-SD	7	6-5/8	4-1/8		
			EXTRA SOFT THERMO-PLASTIC RUBBER	DELRIN	85-24-DPD-M-PO-55	85-24-DRPD-M-PO-55					
				ROLLER	85-24-TPD-M-PO-55	85-24-TRPD-M-PO-55					
			NEOPRENE RUBBER	ROLLER	85-24-TDN	85-24-TRDN					
				STEEL DISC NEOPRENE	ROLLER	85-24-TDN-T-SD				85-24-TRDN-T-SD	
			440	HI-CAP NEOPRENE	ROLLER	85-24-TKN				85-24-TRKN	
				STEEL DISC HI-CAP NEOPRENE	ROLLER	85-24-TKN-T-SD				85-24-TRKN-T-SD	
				THERMO-PLASTIC RUBBER	DELRIN	85-24-DPD-M-PO				85-24-DRPD-M-PO	
			800	POLYURETHANE / CAST IRON HUB	ROLLER	85-24-TPD-M-PO				85-24-TRPD-M-PO	
					HARD RUBBER	ROLLER				85-24-TH	85-24-TRH
					POLYOLEFIN	ROLLER				85-24-TPO	85-24-TRPO
			900	POLYURETHANE / POLYOLEFIN HUB	ROLLER	85-24-TADI-M-CI				85-24-TRADI-M-CI	
					TAPERED ROLLER	85-24-YADI-M-CI				85-24-YRADI-M-CI	
			1000	ADVANCED ELASTOMER	DELRIN	85-24-DADI-M-PO				85-24-DRADI-M-PO	
					ROLLER	85-24-TADI-M-PO				85-24-TRADI-M-PO	
BALL	85-24-XAE	85-24-XRAE									
DELRIN	85-24-DAE	85-24-DRAE									
PRECISION BALL	85-24-PXAE	85-24-PXRAE									
ROLLER	85-24-TAE	85-24-TRAE									
8-3/4	CAST IRON	ROLLER	85-24-TCI	85-24-TRCI							
		ROLLER	85-24-TPR	85-24-TRPR							
<b>6</b>	<b>1<sup>9</sup>/<sub>16</sub></b>	<b>550</b>	STEEL DISC POLYURETHANE	ROLLER	86-24-TADI-T-SD	86-24-TRADI-T-SD	7-3/4	7-1/2	4-5/8		
			EXTRA SOFT THERMO-PLASTIC RUBBER	DELRIN	86-24-DPD-M-PO-55	86-24-DRPD-M-PO-55					
				ROLLER	86-24-TPD-M-PO-55	86-24-TRPD-M-PO-55					
			STEEL DISC NEOPRENE	ROLLER	86-24-TDN-T-SD	86-24-TRDN-T-SD					
				NEOPRENE RUBBER	ROLLER	86-24-TDN				86-24-TRDN	
			440	STEEL DISC HI-CAP NEOPRENE	ROLLER	86-24-TKN-T-SD				86-24-TRKN-T-SD	
					DELRIN	86-24-DPD-M-PO				86-24-DRPD-M-PO	
					ROLLER	86-24-TPD-M-PO				86-24-TRPD-M-PO	
			500	HI-CAP NEOPRENE	ROLLER	86-24-TKN				86-24-TRKN	
					ROLLER	86-24-TH				86-24-TRH	
			800	POLYURETHANE / CAST IRON HUB	ROLLER	86-24-TADI-M-CI				86-24-TRADI-M-CI	
					ROLLER	86-24-TPO				86-24-TRPO	
			840	POLYOLEFIN	DELRIN	86-24-DADI-M-PO				86-24-DRADI-M-PO	
					ROLLER	86-24-TADI-M-PO				86-24-TRADI-M-PO	
			1000	ADVANCED ELASTOMER	BALL	86-24-XAE				86-24-XRAE	
DELRIN	86-24-DAE	86-24-DRAE									
PRECISION BALL	86-24-PXAE	86-24-PXRAE									
ROLLER	86-24-TAE	86-24-TRAE									
ROLLER	86-24-TCI	86-24-TRCI									
ROLLER	86-24-TPR	86-24-TRPR									
8-3/4	PHENOLIC	ROLLER	86-24-TPR	86-24-TRPR							
<b>8</b>	<b>2</b>	<b>300</b>	EXTRA SOFT THERMO-PLASTIC RUBBER	DELRIN	88-24-DPD-M-PO-55	88-24-DRPD-M-PO-55	9-3/4	9-3/4	5-3/4		
			ROLLER	88-24-TPD-M-PO-55	88-24-TRPD-M-PO-55						
		<b>410</b>	THERMO-PLASTIC RUBBER	DELRIN	88-24-DPD-M-PO	88-24-DRPD-M-PO					
				ROLLER	88-24-TPD-M-PO	88-24-TRPD-M-PO					
		<b>475</b>	NEOPRENE RUBBER	ROLLER	88-24-TDN	88-24-TRDN					
				ROLLER	88-24-TH	88-24-TRH					
		<b>800</b>	POLYURETHANE / CAST IRON HUB	ROLLER	88-24-TADI-M-CI	88-24-TRADI-M-CI					
				TAPERED ROLLER	88-24-YADI-M-CI	88-24-YRADI-M-CI					
				ROLLER	88-24-TPO	88-24-TRPO					
		<b>900</b>	POLYOLEFIN	ROLLER	88-24-TCI	88-24-TRCI					
				ROLLER	88-24-TPR	88-24-TRPR					
		15-3/4	CAST IRON	ROLLER	88-24-TPR	88-24-TRPR					
				ROLLER	88-24-TPR	88-24-TRPR					
		<b>1000</b>	PHENOLIC	DELRIN	88-24-DADI-M-PO	88-24-DRADI-M-PO					
				ROLLER	88-24-TADI-M-PO	88-24-TRADI-M-PO					
<b>1200</b>	ADVANCED ELASTOMER	BALL	88-24-XAE	88-24-XRAE							
		DELRIN	88-24-DAE	88-24-DRAE							
		PRECISION BALL	88-24-PXAE	88-24-PXRAE							
		ROLLER	88-24-TAE	88-24-TRAE							