

Contents: Section 11

Wheel series

Swivel bracket series (combined with the respective wheel series)
For matching fixed castors, refer to the corresponding catalogue pages.


		L	LK	LKR	LH	LO			
	ALST								
	Series	ALST	L-ALST	LK-ALST	LKR-ALST	LH-ALST	LO-ALST		
	Wheel Ø [mm]	100 - 250 mm	100 - 250 mm	100 - 200 mm	100 - 125 mm	100 - 250 mm	160 - 250 mm		
	Load capacity [kg]	300 - 800 kg	200 - 600 kg	300 - 600 kg	300 - 350 kg	300 - 800 kg	550 - 800 kg		
	Page	210	211	212	213	214	215		



**Heavy duty wheels and castors
with cast polyurethane tread
Blickle Softhane®**

Series: ALST

Heavy duty wheels
with Blickle Softhane® polyurethane tread,
aluminium wheel centre

 **300 - 800 kg**

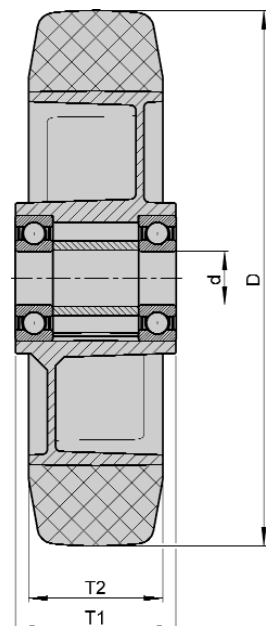


Treads: Made of Blickle Softhane® polyurethane, firmly bonded, colour green, non-marking, **very high operational comfort because of particularly thick, elastic tread**, 75° shore A, abrasion-resistant, high cut and tear propagation resistance, non-staining, floor-saving, low-noise operation, low rolling resistance, very good chemical connection with the wheel centre.

Wheel centres: Made of aluminium die-cast, corrosion-resistant, ball bearing, colour aluminium.
 Detailed description: Page 44.


Wheels

Ref. No.	Wheel Ø (D) [mm]	Wheel width (T2) [mm]	Load capacity (kg)	Bearing version	Axle bore Ø (d) [mm]	Hub length (T1) [mm]
ALST 100/15K	100	40	300	Ball bearing	15	40
ALST 125/15K	125	40	350	Ball bearing	15	45
ALST 160/20K	160	50	550	Ball bearing	20	60
ALST 200/20K	200	50	700	Ball bearing	20	60
ALST 250/20K	250	50	800	Ball bearing	20	60
ALST 250/25K	250	50	800	Ball bearing	25	60



Series: L-ALST, B-ALST, BH-ALST

Pressed steel swivel and fixed castors, medium duty brackets

 200 - 600 kg



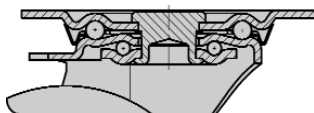
Brackets: L/B/BH Series - Pressed steel, swivel bracket with double ball bearing in the reinforced swivel head, dynamically pressed in accordance with special Blickle procedure resulting in an extremely low swivel head play and a long service life, strong central kingpin (wheel Ø 160-250 mm) and swivel head sealing, bolted wheel axle, zinc-plated.

Top plate drawings: Page 71.
Detailed description: Page 62 and 76.

Wheels: ALST Series - Treads: Made of Blickle Softthane® polyurethane, firmly bonded, colour green, non-marking, **very high operational comfort because of particularly thick, elastic tread**, 75° shore A, abrasion-resistant, high cut and tear propagation resistance, non-staining, floor-saving, low-noise operation, low rolling resistance, very good chemical connection with the wheel centre. Wheel centres: Made of aluminium die-cast, corrosion-resistant, ball bearing, colour aluminium. Detailed description: Page 210 and 44.

Swivel castors	Fixed castors	Swivel castors with "stop-fix" brake	Wheel Ø	Wheel width	Load capacity	Bearing version	Total height	Plate size	Bolt hole spacing	Bolt hole Ø	Offset swivel castor
Ref. No.	Ref. No.	Ref. No.	[mm]	[mm]	[kg]		[mm]	[mm]	[mm]	[mm]	[mm]
L-ALST 100K	B-ALST 100K	L-ALST 100K-FI	100	40	200	Ball bearing	125	100 x 85	80 x 60	9	36
L-ALST 125K	B-ALST 125K	L-ALST 125K-FI	125	40	200	Ball bearing	150	100 x 85	80 x 60	9	40
L-ALST 160K	B-ALST 160K	L-ALST 160K-FI	160	50	400	Ball bearing	195	140 x 110	105 x 75-80	11	60
L-ALST 200K	B-ALST 200K	L-ALST 200K-FI	200	50	400	Ball bearing	235	140 x 110	105 x 75-80	11	65
L-ALST 250K-3	BH-ALST 250K	*	250	50	600	Ball bearing	295	140 x 110	105 x 75-80	11	77

* For the "stop-top" brake version, refer to Variants / Accessories.



Variants / Accessories




	With "stop-top" brake	With directional lock (retro fit)** 1 x 360°	With directional lock (retro fit)** 1 x 360°
Technical description page	77	78	78
Ref. No. extension	-ST	RI-03.01	RI-05.03
Available for wheel Ø [mm]	All sizes	100 + 125	160 + 200

** Only for swivel castors without brake.

Series: LK-ALST, BK-ALST, BH-ALST

Pressed steel swivel and fixed castors, medium heavy duty brackets

 300 - 600 kg

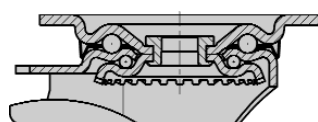


Brackets: LK/BK/BH Series - Pressed from heavy sheet-steel, swivel bracket with double ball bearing in the reinforced swivel head, dynamically pressed in accordance with special Blickle procedure resulting in an extremely low swivel head play and a long service life, strong central kingpin (wheel Ø 160+200 mm) and swivel head sealing, bolted wheel axle, zinc-plated.

Top plate drawings: Page 71.
Detailed description: Page 63 and 76.

Wheels: ALST Series - Treads: Made of Blickle Softthane® polyurethane, firmly bonded, colour green, non-marking, **very high operational comfort because of particularly thick, elastic tread**, 75° shore A, abrasion-resistant, high cut and tear propagation resistance, non-staining, floor-saving, low-noise operation, low rolling resistance, very good chemical connection with the wheel centre. Wheel centres: Made of aluminium die-cast, corrosion-resistant, ball bearing, colour aluminium. Detailed description: Page 210 and 44.

Swivel castors	Fixed castors	Swivel castors with "stop-fix" brake	Wheel Ø [mm]	Wheel width [mm]	Load capacity [kg]	Bearing version	Total height [mm]	Plate size [mm]	Bolt hole spacing [mm]	Bolt hole Ø [mm]	Offset swivel castor [mm]
Ref. No.	Ref. No.	Ref. No.									
LK-ALST 100K-1	BK-ALST 100K-1	LK-ALST 100K-1-FI	100	40	300	Ball bearing	130	100 x 85	80 x 60	9	45
LK-ALST 100K-3	BK-ALST 100K-3	LK-ALST 100K-3-FI	100	40	300	Ball bearing	130	140 x 110	105 x 75-80	11	45
LK-ALST 125K-1	BK-ALST 125K-1	LK-ALST 125K-1-FI	125	40	350	Ball bearing	155	100 x 85	80 x 60	9	48
LK-ALST 125K-3	BK-ALST 125K-3	LK-ALST 125K-3-FI	125	40	350	Ball bearing	155	140 x 110	105 x 75-80	11	48
LK-ALST 160K	BH-ALST 160K	LK-ALST 160K-FI	160	50	550	Ball bearing	202	140 x 110	105 x 75-80	11	63
LK-ALST 200K	BH-ALST 200K	LK-ALST 200K-FI	200	50	600	Ball bearing	245	140 x 110	105 x 75-80	11	65



Variants / Accessories




	With "stop-top" brake	With "ideal-stop" brake ttl. height +17mm*	With directional lock (retro fit)** 1 x 360°	With directional lock (retro fit)** 1 x 360°
Technical description page	77	77	78	78
Ref. No. extension	-ST	-IS	RI-03.03	RI-05.03
Available for wheel Ø [mm]	All sizes	160 + 200	100 + 125 plate 140x110	160 + 200

* Matching synthetic adapter plate for total height compensation for swivel and fixed castors without "ideal-stop" brake: Ref. No. AP3.

** Only for swivel castors without brake.

Series: LKR-ALST

**Pressed steel swivel castors
with bolt hole fitting,
medium heavy duty brackets**

 300 - 350 kg

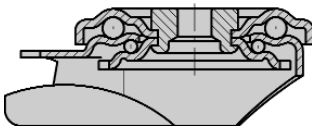


Brackets: LKR Series - Pressed from heavy sheet-steel, single bolt hole fitting, double ball bearing in the swivel head, dynamically pressed in accordance with special Blickle procedure resulting in an extremely low swivel head play and a long service life, strong central kingpin, bolted wheel axle, zinc-plated.


Detailed description: Page 63 and 76.

Wheels: ALST Series - Treads: Made of Blickle Softthane® polyurethane, firmly bonded, colour green, non-marking, **very high operational comfort because of particularly thick, elastic tread**, 75° shore A, abrasion-resistant, high cut and tear propagation resistance, non-staining, floor-saving, low-noise operation, low rolling resistance, very good chemical connection with the wheel centre. Wheel centres: Made of aluminium die-cast, corrosion-resistant, ball bearing, colour aluminium. Detailed description: Page 210 and 44.

Swivel castors		Swivel castors with "stop-fix" brake		Wheel Ø	Wheel width	Load capacity	Bearing version	Total height	Plate Ø	Bolt hole Ø	Offset
Ref. No.		Ref. No.		[mm]	[mm]	[kg]		[mm]	[mm]	[mm]	[mm]
LKR-ALST 100K		LKR-ALST 100K-FI		100	40	300	Ball bearing	130	88	13	45
LKR-ALST 125K		LKR-ALST 125K-FI		125	40	350	Ball bearing	155	88	13	48



Series: LH-ALST, BH-ALST

**Pressed steel swivel and fixed castors,
heavy duty brackets**
 300 - 800 kg


Brackets: LH/BH Series - Pressed from sheet-steel, swivel bracket with heavy fork and top plate, very strong bolted and secured central kingpin, double ball bearing in the swivel head, **additionally reinforced by the integration of four specially shaped and hardened bearing seats resulting in a very high resistance to shock and impact loads**, bolted wheel axle, zinc-plated.

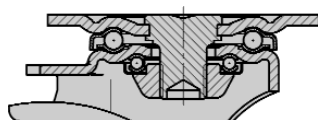
Top plate drawings: Page 71.

Detailed description: Page 63 and 76.

Wheels: ALST Series - Treads: Made of Blickle Softthane® polyurethane, firmly bonded, colour green, non-marking, **very high operational comfort because of particularly thick, elastic tread**, 75° shore A, abrasion-resistant, high cut and tear propagation resistance, non-staining, floor-saving, low-noise operation, low rolling resistance, very good chemical connection with the wheel centre. Wheel centres: Made of aluminium die-cast, corrosion-resistant, ball bearing, colour aluminium. Detailed description: Page 210 and 44.

Swivel castors	Fixed castors	Swivel castors with "stop-fix" brake	Wheel Ø [mm]	Wheel width [mm]	Load capacity [kg]	Bearing version	Total height [mm]	Plate size [mm]	Bolt hole spacing [mm]	Bolt hole Ø [mm]	Offset swivel castor [mm]
Ref. No.	Ref. No.	Ref. No.									
LH-ALST 100K-1	BH-ALST 100K-1	LH-ALST 100K-1-FI	100	40	300	Ball bearing	140	100 x 85	80 x 60	9	45
LH-ALST 100K-3		LH-ALST 100K-3-FI	100	40	300	Ball bearing	140	140 x 110	105 x 75-80	11	45
LH-ALST 125K-1	BH-ALST 125K-1	LH-ALST 125K-1-FI	125	40	350	Ball bearing	165	100 x 85	80 x 60	9	45
LH-ALST 125K-3	BH-ALST 125K-3	LH-ALST 125K-3-FI	125	40	350	Ball bearing	165	140 x 110	105 x 75-80	11	45
LH-ALST 160K	BH-ALST 160K	LH-ALST 160K-FI	160	50	550	Ball bearing	202	140 x 110	105 x 75-80	11	65
LH-ALST 200K	BH-ALST 200K	LH-ALST 200K-FI	200	50	700	Ball bearing	245	140 x 110	105 x 75-80	11	70
LH-ALST 250K	BH-ALST 250K	*	250	50	800	Ball bearing	295	140 x 110	105 x 75-80	11	82

* For the "stop-top" brake version, refer to Variants / Accessories.


Variants / Accessories


	With "stop-top" brake	With "ideal-stop" brake ttl. height + 17mm**	With directional lock (retro fit)*** 1 x 360°	With sealing + grease nipple in the swivel head ***
Technical description page	77	77	78	63
Ref. No. extension	-ST	-IS	RI-05.03	-DN
Available for wheel Ø [mm]	All sizes	160 + 200	160 + 200	Upon request

** Matching synthetic adapter plate for total height compensation for swivel and fixed castors without "ideal-stop" brake: Ref. No. AP3.

*** Only for swivel castors without brake.

Series: LO-ALST, BO-ALST

Welded steel heavy duty swivel and fixed castors

 550 - 800 kg



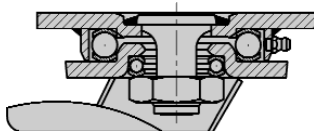
Brackets: LO/BO Series - Heavy welded steel construction, swivel bracket with double ball bearing in the swivel head, additionally reinforced by the integration of four specially shaped and hardened bearing seats, labyrinth swivel head sealing with grease nipple, welded very strong, bolted and secured central kingpin, bolted wheel axle, zinc-plated.

Top plate drawings: Page 71.

Detailed description: Page 64 and 77.

Wheels: ALST Series - Treads: Made of Blickle Softthane® polyurethane, firmly bonded, colour green, non-marking, very high operational comfort because of particularly thick, elastic tread, 75° shore A, abrasion-resistant, high cut and tear propagation resistance, non-staining, floor-saving, low-noise operation, low rolling resistance, very good chemical connection with the wheel centre. Wheel centres: Made of aluminium die-cast, corrosion-resistant, ball bearing, colour aluminium. Detailed description: Page 210 and 44.

Swivel castors	Fixed castors	Swivel castors with "stop-top" brake	Wheel Ø	Wheel width	Load capacity	Bearing version	Total height	Plate size	Bolt hole spacing	Bolt hole Ø	Offset swivel castor
Ref. No.	Ref. No.	Ref. No.	[mm]	[mm]	[kg]		[mm]	[mm]	[mm]	[mm]	[mm]
LO-ALST 160K	BO-ALST 160K	LO-ALST 160K-ST	160	50	550	Ball bearing	205	140 x 110	105 x 75-80	11	55
LO-ALST 200K	BO-ALST 200K	LO-ALST 200K-ST	200	50	700	Ball bearing	245	140 x 110	105 x 75-80	11	60
LO-ALST 250K	BO-ALST 250K	LO-ALST 250K-ST	250	50	800	Ball bearing	295	140 x 110	105 x 75-80	11	70



Variants / Accessories



With directional lock
2 x 180°

Technical description page	78
Ref. No. extension	-RI2
Available for wheel Ø [mm]	160 + 200