



**Contents: Section 23**

Wheel series

	<b>FTH</b>											
	Series	FTH										
	Wheel Ø [mm]	30 - 75 mm										
	Load capacity [kg]	15 - 100 kg										
	<b>Page</b>	<b>388</b>										
	<b>FSTH</b>											
	Series	FSTH										
	Wheel Ø [mm]	40 - 125 mm										
	Load capacity [kg]	45 - 245 kg										
	<b>Page</b>	<b>389</b>										

www.accesscasters.com



**Guide rollers**

Series: FTH

## Guide rollers with Blickle Extrathane® polyurethane tread

 15 - 100 kg



**Treads:** Made of Blickle Extrathane® polyurethane, firmly bonded, colour light brown, non-marking, 92° shore A, elastic, abrasion-resistant, high cut and tear propagation resistance, non-staining, floor-saving, low-noise operation, low rolling resistance, very good chemical connection with the ball bearing.

**Wheel centres:** Ball bearing in acc. with DIN 625  
Detailed description: Page 56.

### Guide rollers

Ref. No.	Wheel Ø (D) [mm]	Wheel width (T2) [mm]	Load capacity [kg]	Ball bearing	Axle bore Ø (d) [mm]	Clamping length (T1) [mm]
FTH 30x8/6-6K	30	8	15	626 2RS	6	6
FTH 30x11/9-7K	30	11	20	609 2RS	9	7
FTH 34x16/8-7K	34	16	25	608 ZZ	8	7
FTH 35x14/12-8K	35	14	30	6001 2RS	12	8
FTH 36x13/10-9K	36	13	30	6200 2RS	10	9
FTH 40x15/10-8K	40	15	30	6000 2RS	10	8
FTH 40x20/10-9K	40	20	35	6200 ZZ	10	9
FTH 45x17/15-11K	45	17	50	6202 ZZ	15	11
FTH 50x15/10-9K	50	15	45	6200 ZZ	10	9
FTH 50x15/12-12K	50	15	55	6301 2RS	12	12
FTH 50x18/15-11K	50	18	55	6202 ZZ	15	11
FTH 52x15/12-12K	52	15	55	6301 2RS	12	12
FTH 60x20/17-12K	60	20	70	6203 2RS	17	12
FTH 61x30/17-12K	61	30	80	6203 2RS	17	12
FTH 62x15/20-12K	62	15	65	6004 2RS	20	12
FTH 62x15/25-12K	62	15	65	6005 2RS	25	12
FTH 70x20/25-15K	70	20	95	6205 2RS	25	15
FTH 75x23/20-14K	75	23	100	6204 2RS	20	14

### Variants / Accessories

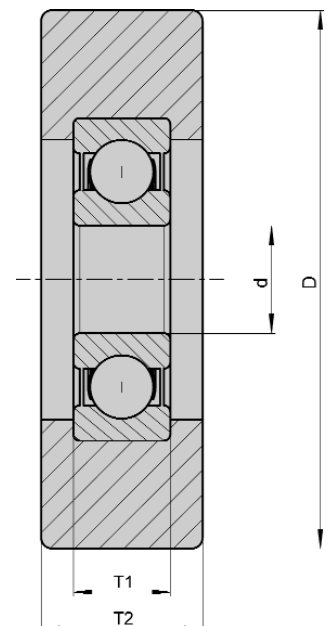


Further dimensions

Technical description page

Ref. No. extension

Upon request



Series: FSTH

**Guide rollers  
with Blickle Extrathane® polyurethane tread,  
steel wheel centre**

 45 - 245 kg



**Treads:** Made of Blickle Extrathane® polyurethane, firmly bonded, colour light brown, non-marking, 92° shore A, elastic, abrasion-resistant, high cut and tear propagation resistance, non-staining, floor-saving, low-noise operation, low rolling resistance, very good chemical connection with the wheel centre.

**Wheel centres:** Made of steel, ball bearing.  
Detailed description: Page 56.

**Guide rollers**

Ref. No.	Wheel Ø (D) [mm]	Wheel width (T2) [mm]	Load capacity [kg]	Ball bearing	Axle bore Ø (d) [mm]	Clamping length (T1) [mm]
FSTH 40x13/10-8K	40	13	45	6000 ZZ	10	8
FSTH 40x15/10-8K	40	15	50	6000 2RS	10	8
FSTH 40x20/10-8K	40	20	70	6000 ZZ	10	8
FSTH 50x15/10-8K	50	15	65	6000 ZZ	10	8
FSTH 50x18/17-10K	50	18	80	6003 2RS	17	10
FSTH 60x20/15-13K	60	20	105	6302 ZZ	15	13
FSTH 60x20/20-12K	60	20	105	6004 2RS	20	12
FSTH 68x20/15-13K	68	20	115	6302 ZZ	15	13
FSTH 70x25/25-15K	70	25	155	6205 ZZ	25	15
FSTH 80x25/25-15K	80	25	170	6205 ZZ	25	15
FSTH 90x25/25-15K	90	25	185	6205 ZZ	25	15
FSTH 100x25/25-15K	100	25	215	6205 ZZ	25	15
FSTH 110x25/25-15K	110	25	230	6205 ZZ	25	15
FSTH 120x25/25-15K	120	25	240	6205 ZZ	25	15
FSTH 125x25/25-15K	125	25	245	6205 ZZ	25	15

**Variants / Accessories**



Further dimensions

Technical description page

Ref. No. extension

Upon request

