

**Contents: Section 5**

**Wheel series**

**Swivel bracket series (combined with the respective wheel series)**  
For matching fixed castors, refer to the corresponding catalogue pages.

		LE	LER	LEZ	L					
	<b>VE</b>									
	Series	VE	LE-VE	LER-VE	LEZ-VE					
	Wheel Ø [mm]	80 - 200 mm	80 - 200 mm	80 - 200 mm	80 - 200 mm					
	Load capacity [kg]	50 - 205 kg	50 - 205 kg	50 - 205 kg	50 - 205 kg					
<b>Page</b>	<b>126</b>	<b>127</b>	<b>128</b>	<b>129</b>						
	<b>V</b>									
	Series	V			L-V					
	Wheel Ø [mm]	80 - 400 mm			80 - 280 mm					
	Load capacity [kg]	50 - 800 kg			50 - 385 kg					
<b>Page</b>	<b>130 - 131</b>				<b>132</b>					
	<b>VPP</b>									
	Series	VPP	LE-VPP	LER-VPP	LEZ-VPP	L-VPP				
	Wheel Ø [mm]	80 - 400 mm	80 - 200 mm	80 - 200 mm	80 - 200 mm	80 - 250 mm				
	Load capacity [kg]	50 - 350 kg	50 - 205 kg	50 - 205 kg	50 - 205 kg	50 - 295 kg				
<b>Page</b>	<b>133 - 134</b>	<b>135</b>	<b>136</b>	<b>137</b>	<b>138</b>					
	<b>VPE</b>									
	Series	VPE								
	Wheel Ø [mm]	146 - 260 mm								
	Load capacity [kg]	35 - 150 kg								
<b>Page</b>	<b>139</b>									
	<b>TPA/TPP</b>									
	Series	TPA/TPP	LE-TPA/TPP	LER-TPA/TPP						
	Wheel Ø [mm]	80 - 200 mm	80 - 200 mm	80 - 200 mm						
	Load capacity [kg]	90 - 200 kg	90 - 200 kg	90 - 200 kg						
<b>Page</b>	<b>140</b>	<b>141</b>	<b>142</b>							

5



**Wheels and castors  
with standard solid rubber tyres and  
thermoplastic rubber tread**

Series: VE

**Wheels with standard solid rubber tyres,  
pressed steel rim**

 50 - 205 kg



**Tyres:** Standard solid rubber, colour black, 80° shore A.

**Rims:** Pressed steel, roller bearing, zinc-plated.

Detailed description: Page 33.

## Wheels

Ref. No.	Wheel Ø (D) [mm]	Tyre width (T2) [mm]	Load capacity [kg]	Bearing version	Axle bore Ø (d) [mm]	Hub length (T1) [mm]
VE 80/12R	80	25	50	Roller bearing	12	35
VE 100/12R	100	30	70	Roller bearing	12	45
VE 125/12R	125	37,5	100	Roller bearing	12	45
VE 150/20R	150	40	135	Roller bearing	20	60
VE 160/20R	160	40	135	Roller bearing	20	60
VE 180/20R	180	50	170	Roller bearing	20	60
VE 200/20R	200	50	205	Roller bearing	20	60

For further wheel Ø, refer to the V wheel series on page 130 and 131.

## Variants / Accessories



With non-marking  
grey tyre

Antistatic version,  
black tyre

Technical description page

33

33

Ref. No. extension

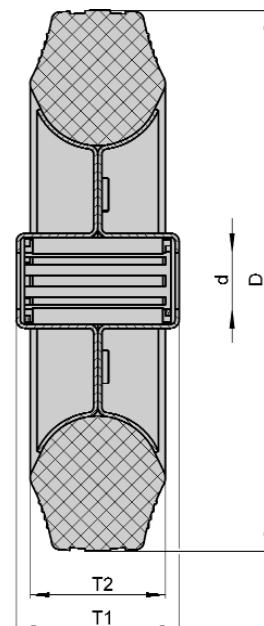
-SG

-EL

Available for wheel Ø [mm]


All sizes

All sizes



Series: LE-VE, B-VE

## Pressed steel swivel and fixed castors

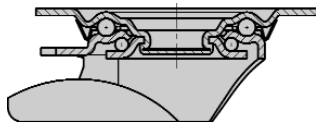
 50 - 205 kg



**Brackets:** LE/B Series - Pressed steel, swivel bracket with double ball bearing in the swivel head, dynamically pressed in accordance with special Blickle procedure resulting in an extremely low swivel head play and a long service life, with swivel head sealing, bolted wheel axle, zinc-plated.  
Top plate drawings: Page 71.  
Detailed description: Page 62 and 76.

**Wheels:** VE Series - Tyres: Standard solid rubber, colour black, 80° shore A.  
Rims: Pressed steel, roller bearing, zinc-plated.  
Detailed description: Page 126 and 33.

Swivel castors	Fixed castors	Swivel castors with "stop-fix" brake	Wheel Ø [mm]	Tyre width [mm]	Load capacity [kg]	Bearing version	Total height [mm]	Plate size [mm]	Bolt hole spacing [mm]	Bolt hole Ø [mm]	Offset swivel castor [mm]
Ref. No.	Ref. No.	Ref. No.									
LE-VE 80R	B-VE 80R	LE-VE 80R-FI	80	25	50	Roller bearing	102	100 x 85	80 x 60	9	38
LE-VE 100R	B-VE 100R	LE-VE 100R-FI	100	30	70	Roller bearing	125	100 x 85	80 x 60	9	36
LE-VE 125R	B-VE 125R	LE-VE 125R-FI	125	37,5	100	Roller bearing	150	100 x 85	80 x 60	9	40
LE-VE 150R	B-VE 150R	LE-VE 150R-FI	150	40	135	Roller bearing	190	140 x 110	105 x 75-80	11	54
LE-VE 160R	B-VE 160R	LE-VE 160R-FI	160	40	135	Roller bearing	195	140 x 110	105 x 75-80	11	54
LE-VE 180R	B-VE 180R	LE-VE 180R-FI	180	50	170	Roller bearing	215	140 x 110	105 x 75-80	11	54
LE-VE 200R	B-VE 200R	LE-VE 200R-FI	200	50	205	Roller bearing	235	140 x 110	105 x 75-80	11	54



### Variants / Accessories



	With non-marking grey tyre	Antistatic version, black tyre	With pressed steel thread guard, zinc-plated	With "stop-top" brake	With directional lock (retro fit)* 1 x 360°	With directional lock (retro fit)* 1 x 360°
Technical description page	33	33	79	77	78	78
Ref. No. extension	-SG	-EL	-FA	-ST	RI-03.01	RI-03.03
Available for wheel Ø [mm]	All sizes	All sizes	All sizes	150 - 200	100 + 125	150 - 200

\* Only for swivel castors without brake.

Series: LER-VE

## Pressed steel swivel castors with bolt hole

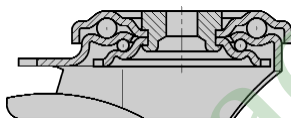
 50 - 205 kg



**Brackets:** LER Series - Pressed steel, with bolt hole, double ball bearing in the swivel head and strong central kingpin, dynamically pressed in accordance with special Blickle procedure resulting in an extremely low swivel head play and a long service life, bolted wheel axle, zinc-plated.  
Detailed description: Page 62 and 76.

**Wheels:** VE Series - Tyres: Standard solid rubber, colour black, 80° shore A.  
Rims: Pressed steel, roller bearing, zinc-plated.  
Detailed description: Page 126 and 33.

Swivel castors		Swivel castors with "stop-fix" brake		Wheel Ø [mm]	Tyre width [mm]	Load capacity [kg]	Bearing version	Total height [mm]	Plate Ø [mm]	Bolt hole Ø [mm]	Offset [mm]
Ref. No.	Ref. No.	Ref. No.	Ref. No.								
LER-VE 80R	LER-VE 80R-FI	LER-VE 100R	LER-VE 100R-FI	80	25	50	Roller bearing	102	70	13	38
LER-VE 100R	LER-VE 100R-FI	LER-VE 125R	LER-VE 125R-FI	100	30	70	Roller bearing	125	70	13	36
LER-VE 125R	LER-VE 125R-FI	LER-VE 150R	LER-VE 150R-FI	125	37,5	100	Roller bearing	150	70	13	40
LER-VE 150R	LER-VE 150R-FI	LER-VE 160R	LER-VE 160R-FI	150	40	135	Roller bearing	190	88	13	54
LER-VE 160R	LER-VE 160R-FI	LER-VE 180R	LER-VE 180R-FI	160	40	135	Roller bearing	195	88	13	54
LER-VE 180R	LER-VE 180R-FI	LER-VE 200R	LER-VE 200R-FI	180	50	170	Roller bearing	215	88	13	54
LER-VE 200R	LER-VE 200R-FI			200	50	205	Roller bearing	235	88	13	54



### Variants / Accessories



	With non-marking grey tyre	Antistatic version, black tyre	With pressed steel thread guard, zinc-plated
Technical description page	33	33	79
Ref. No. extension	-SG	-EL	-FA
Available for wheel Ø [mm]	All sizes	All sizes	All sizes

5 Further information on the internet: www.blickle.com

Series: LEZ-VE

## Pressed steel swivel castors with stem fitting

 50 - 205 kg



**Brackets:** LEZ Series - Pressed steel, with steel stems, double ball bearing in the swivel head, dynamically pressed in accordance with special Blickle procedure resulting in an extremely low swivel head play and a long service life, bolted wheel axle, zinc-plated.  
Detailed description: Page 62 and 76.

**Wheels:** VE Series - Tyres: Standard solid rubber, colour black, 80° shore A.  
Rims: Pressed steel, roller bearing, zinc-plated.  
Detailed description: Page 126 and 33.

Swivel castors		Swivel castors with "stop-fix" brake		Wheel Ø [mm]	Tyre width [mm]	Load capacity [kg]	Bearing version	Total height [mm]	Stem Ø [mm]	Stem length [mm]	Offset [mm]
Ref. No.	Ref. No.	Ref. No.	Ref. No.								
LEZ-VE 80R	LEZ-VE 80R-FI	LEZ-VE 100R	LEZ-VE 100R-FI	80	25	50	Roller bearing	102	20	50	38
LEZ-VE 100R	LEZ-VE 100R-FI	LEZ-VE 125R	LEZ-VE 125R-FI	100	30	70	Roller bearing	125	20	50	36
LEZ-VE 125R	LEZ-VE 125R-FI	LEZ-VE 150R-22	LEZ-VE 150R-22-FI	125	37,5	100	Roller bearing	150	20	50	40
LEZ-VE 150R-22	LEZ-VE 150R-22-FI	LEZ-VE 150R-27	LEZ-VE 150R-27-FI	150	40	135	Roller bearing	190	22	60	54
LEZ-VE 150R-27	LEZ-VE 150R-27-FI	LEZ-VE 160R-22	LEZ-VE 160R-22-FI	150	40	135	Roller bearing	190	27	60	54
LEZ-VE 160R-22	LEZ-VE 160R-22-FI	LEZ-VE 160R-27	LEZ-VE 160R-27-FI	160	40	135	Roller bearing	195	22	60	54
LEZ-VE 160R-27	LEZ-VE 160R-27-FI	LEZ-VE 180R-22	LEZ-VE 180R-22-FI	160	40	135	Roller bearing	195	27	60	54
LEZ-VE 180R-22	LEZ-VE 180R-22-FI	LEZ-VE 180R-27	LEZ-VE 180R-27-FI	180	50	170	Roller bearing	215	22	60	54
LEZ-VE 180R-27	LEZ-VE 180R-27-FI	LEZ-VE 200R-22	LEZ-VE 200R-22-FI	180	50	170	Roller bearing	215	27	60	54
LEZ-VE 200R-22	LEZ-VE 200R-22-FI	LEZ-VE 200R-27	LEZ-VE 200R-27-FI	200	50	205	Roller bearing	235	22	60	54
LEZ-VE 200R-27	LEZ-VE 200R-27-FI			200	50	205	Roller bearing	235	27	60	54

### Variants / Accessories



	With non-marking grey tyre	Antistatic version, black tyre	With pressed steel thread guard, zinc-plated
Technical description page	33	33	79
Ref. No. extension	-SG	-EL	-FA
Available for wheel Ø [mm]	All sizes	All sizes	All sizes

Series: V, wheel Ø 80-200 mm

**Wheels with standard solid rubber tyres,  
pressed steel rim,  
reinforced design**

**50 - 300 kg**



**Tyres:** Standard solid rubber, colour black, 80° shore A.

**Rims:** Pressed steel, tubular steel hub, plain, roller or ball bearing, zinc-plated.

**This special Blickle rim design is extremely strong, even under extreme shock and impact loads. Smooth and elegant design ("Die gute Industrieform" design award).**

## Wheels

Detailed description: Page 33.

Ref. No.	Wheel Ø (D) [mm]	Tyre width (T2) [mm]	Load capacity [kg]	Bearing version	Axle bore Ø (d) [mm]	Hub length (T1) [mm]
V 80/12R	80	25	50	Roller bearing	12	35
V 100/15R	100	30	70	Roller bearing	15	45
V 125/15R	125	37,5	100	Roller bearing	15	45
V 140/15R	140	37,5	115	Roller bearing	15	45
V 162/20G	160	40	135	Plain bearing	20	60
V 162/20R	160	40	135	Roller bearing	20	60
V 182/20G	180	50	170	Plain bearing	20	60
V 182/20R	180	50	170	Roller bearing	20	60
V 184/20-50K	180	80	300	Ball bearing	20	50
V 202/20G	200	50	205	Plain bearing	20	60
V 202/20R	200	50	205	Roller bearing	20	60
V 202/25R	200	50	205	Roller bearing	25	60
V 200/20K	200	50	205	Ball bearing	20	60
V 200/25K	200	50	205	Ball bearing	25	60
V 205/20R	200	65	225	Roller bearing	20	60

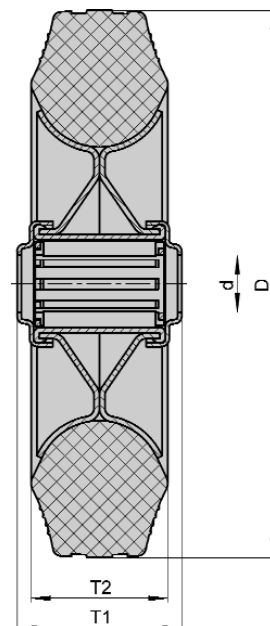
For further wheel Ø, refer to the following page.

## Variants / Accessories




With non-marking grey tyre

Technical description page	33
Ref. No. extension	-SG
Available for wheel Ø [mm]	80-180x50, 200x50



Series: V, wheel Ø 250-400 mm

**Wheels with standard solid rubber tyres,  
pressed steel rim**

 295 - 800 kg



**Tyres:** Standard solid rubber, colour black, 80° shore A.

**Rims:** Pressed steel, tubular steel hub,  
plain, roller or ball bearing,  
zinc-plated.

Detailed description: Page 33.

## Wheels

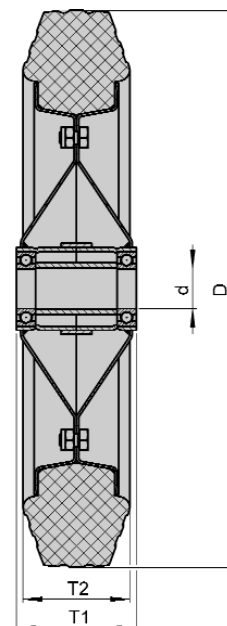
Ref. No.	Wheel Ø (D) [mm]	Tyre width (T2) [mm]	Load capacity [kg]	Bearing version	Axle bore Ø (d) [mm]	Hub length (T1) [mm]
V 252/25G	250	60	295	Plain bearing	25	65
V 252/25R	250	60	295	Roller bearing	25	65
V 250/25K	250	60	295	Ball bearing	25	65
V 254/25-65R	250	75	320	Roller bearing	25	65
V 256/20-75K	250	85	350	Ball bearing	20	75
V 256/25-75K	250	85	350	Ball bearing	25	75
V 265/25-75G	265	64	800 (static load)	Plain bearing	25	75
V 282/25R	280	70	385	Roller bearing	25	75
V 302/25-50R	300	60	300	Roller bearing	25	50
V 302/25-75R	300	60	300	Roller bearing	25	75
V 302/30-55G	300	60	700 (static load)	Plain bearing	30	55
V 350/25-80R	350	70	300	Roller bearing	25	80
V 350/25-75K	350	70	300	Ball bearing	25	75
V 400/25-90G	400	75	300	Plain bearing	25	90
V 400/25-75R	400	75	300	Roller bearing	25	75
V 400/25-90R	400	75	300	Roller bearing	25	90
V 402/25-90R	400	80	475	Roller bearing	25	90
V 402/30-90K	400	80	475	Ball bearing	30	90

## Variants / Accessories



With non-marking  
grey tyre

Technical description page	33
Ref. No. extension	-SG
Available for wheel Ø [mm]	250x60





Series: L-V, B-V, BH-V

## Pressed steel swivel and fixed castors, medium duty brackets

50 - 385 kg



**Brackets:** L/B/BH Series - Pressed steel, swivel bracket with double ball bearing in the reinforced swivel head, dynamically pressed in accordance with special Blickle procedure resulting in an extremely low swivel head play and a long service life, strong central kingpin (wheel Ø 160-280 mm) and swivel head sealing (except for brackets with 175x175 mm plate), bolted wheel axle, zinc-plated.

**Wheels:** V Series - Tyres: Standard solid rubber, colour black, 80° shore A. Rims: Pressed steel, tubular steel hub, roller or ball bearing, zinc-plated.

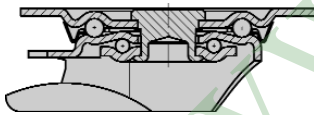
**This special Blickle rim design is extremely strong, even under extreme shock and impact loads. Smooth and elegant design ("Die gute Industrieform" design award).**

Top plate drawings: Page 71.  
Detailed description: Page 62 and 76.

Detailed description: Page 130, 131 and 33.

Swivel castors	Fixed castors	Swivel castors with "stop-fix" brake	Wheel Ø [mm]	Tyre width [mm]	Load capacity [kg]	Bearing version	Total height [mm]	Plate size [mm]	Bolt hole spacing [mm]	Bolt hole Ø [mm]	Offset swvl castor [mm]
Ref. No.	Ref. No.	Ref. No.									
L-V 80R	B-V 80R	L-V 80R-FI	80	25	50	Roller bearing	102	100 x 85	80 x 60	9	38
L-V 100R	B-V 100R	L-V 100R-FI	100	30	70	Roller bearing	125	100 x 85	80 x 60	9	36
L-V 125R	B-V 125R	L-V 125R-FI	125	37,5	100	Roller bearing	150	100 x 85	80 x 60	9	40
L-V 140R	B-V 140R	L-V 140R-FI	140	37,5	115	Roller bearing	170	140 x 110	105 x 75-80	11	50
L-V 162R	B-V 162R	L-V 162R-FI	160	40	135	Roller bearing	195	140 x 110	105 x 75-80	11	60
L-V 182R	B-V 182R	L-V 182R-FI	180	50	170	Roller bearing	215	140 x 110	105 x 75-80	11	60
L-V 202R	B-V 202R	L-V 202R-FI	200	50	205	Roller bearing	235	140 x 110	105 x 75-80	11	65
L-V 200K	B-V 200K	L-V 200K-FI	200	50	205	Ball bearing	235	140 x 110	105 x 75-80	11	65
L-V 205R	B-V 205R	*	200	65	225	Roller bearing	240	140 x 110	105 x 75-80	11	70
L-V 252R-3	BH-V 252R	*	250	60	295	Roller bearing	295	140 x 110	105 x 75-80	11	77
L-V 252R		*	250	60	295	Roller bearing	295	175 x 175	140 x 140	15	70
	B-V 252R		250	60	295	Roller bearing	295	220 x 120	190 x 75	15	
L-V 256K		*	250	85	350	Ball bearing	295	175 x 175	140 x 140	15	70
	B-V 256K		250	85	350	Ball bearing	295	220 x 120	190 x 75	15	
L-V 282R		*	280	70	385	Roller bearing	318	175 x 175	140 x 140	15	78
	B-V 282R		280	70	385	Roller bearing	318	220 x 120	190 x 75	15	

\* For the "stop-top" brake version, refer to Variants / Accessories.



### Variants / Accessories




	With non-marking grey tyre	With pressed steel thread guard, zinc-plated	With "stop-top" brake	With directional lock (retro fit)** 1 x 360°	With directional lock (retro fit)** 1 x 360°
Technical description page	33	79	77	78	78
Ref. No. extension	-SG	-FA	-ST	RI-03.01	RI-05.03
Available for wheel Ø [mm]	80 - 200x50, 250x60	80 - 200	All sizes	100 + 125	160-200x50

\*\* Only for swivel castors without brake.

Series: VPP, wheel Ø 80 - 180

**Wheels with standard solid rubber tyres,  
synthetic rim**

 50 - 170 kg



**Tyres:** Standard solid rubber, colour black, 80° shore A or 90° shore A with wheel dimensions of 80x32 mm.

**Rims:** Made of polypropylene, shock and impact-resistant, corrosion-resistant, plain or roller bearing, colour black.

Detailed description: Page 34.

## Wheels

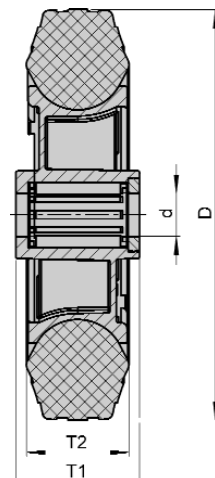
Ref. No.	Wheel Ø (D) [mm]	Tyre width (T2) [mm]	Load capacity [kg]	Bearing version	Axle bore Ø (d) [mm]	Hub length (T1) [mm]
VPP 80/12G	80	25	50	Plain bearing	12	35
VPP 80/12R	80	25	50	Roller bearing	12	35
VPP 82/12G	80	32	100	Plain bearing	12	35
VPP 100/12G	100	30	70	Plain bearing	12	45
VPP 100/15G	100	30	70	Plain bearing	15	45
VPP 100/12R	100	30	70	Roller bearing	12	45
VPP 100/15R	100	30	70	Roller bearing	15	45
VPP 125/12G	125	37,5	100	Plain bearing	12	45
VPP 125/15G	125	37,5	100	Plain bearing	15	45
VPP 125/12R	125	37,5	100	Roller bearing	12	45
VPP 125/15R	125	37,5	100	Roller bearing	15	45
VPP 140/15G	140	37,5	115	Plain bearing	15	45
VPP 140/15R	140	37,5	115	Roller bearing	15	45
VPP 150/20G	150	40	135	Plain bearing	20	60
VPP 150/20R	150	40	135	Roller bearing	20	60
VPP 160/20G	160	40	135	Plain bearing	20	60
VPP 160/20R	160	40	135	Roller bearing	20	60
VPP 180/20G	180	50	170	Plain bearing	20	60
VPP 180/20R	180	50	170	Roller bearing	20	60

For further wheel Ø, refer to the following page.

## Variants / Accessories




	With non-marking grey tyre	With stainless steel roller bearing	STARLOCK® stainless steel cap
Technical description page	34	57	79
Ref. No. extension	-SG	-XR	ST-KA 12, 15, 20
Available for wheel Ø [mm]	All sizes	Upon request	All axle bore Ø



Series: VPP, wheel Ø 200 - 400

**Wheels with standard solid rubber tyres, synthetic rim**

 205 - 350 kg



**Tyres:** Standard solid rubber, colour black, 80° shore A.  
**Rims:** Made of polypropylene, shock and impact-resistant, corrosion-resistant, plain, roller or ball bearing, colour black.  
Detailed description: Page 34.

5

Further information on the internet: [www.blickle.com](http://www.blickle.com)

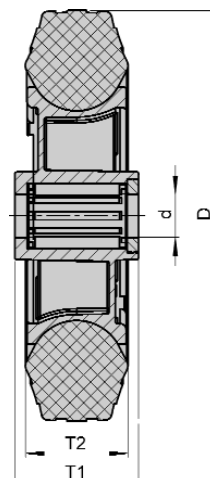
## Wheels

Ref. No.	Wheel Ø (D) [mm]	Tyre width (T2) [mm]	Load capacity [kg]	Bearing version	Axle bore Ø (d) [mm]	Hub length (T1) [mm]
VPP 200/20G	200	50	205	Plain bearing	20	60
VPP 200/25G	200	50	205	Plain bearing	25	60
VPP 200/20R	200	50	205	Roller bearing	20	60
VPP 200/20K	200	50	205	Ball bearing	20	60
VPP 205/20G	200	65	205	Plain bearing	20	60
VPP 250/20-74G	250	60	295	Plain bearing	20	74
VPP 250/25G	250	60	295	Plain bearing	25	65
VPP 250/25-74G	250	60	295	Plain bearing	25	74
VPP 250/25R	250	60	295	Roller bearing	25	65
VPP 250/20K	250	60	295	Ball bearing	20	65
VPP 250/25K	250	60	295	Ball bearing	25	65
VPP 254/25G	250	75	300	Plain bearing	25	65
VPP 254/25R	250	75	300	Roller bearing	25	65
VPP 256/20G	250	85	250	Plain bearing	20	75
VPP 256/20R	250	85	250	Roller bearing	20	75
VPP 300/25G	300	60	250	Plain bearing	25	60
VPP 355/25R	355	75	300	Roller bearing	25	75
VPP 400/25G	400	90	350	Plain bearing	25	75
VPP 400/25R	400	90	350	Roller bearing	25	75

## Variants / Accessories



	With non-marking grey tyre	With stainless steel roller bearing	STARLOCK® stainless steel cap
Technical description page	34	57	79
Ref. No. extension	-SG	-XR	ST-KA 20, 25
Available for wheel Ø [mm]	200x50 + 250x60	Upon request	All axle bore Ø



Series: LE-VPP, B-VPP

## Pressed steel swivel and fixed castors

50 - 205 kg

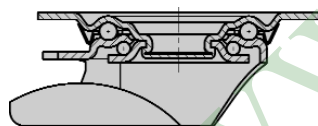


**Brackets:** LE/B Series - Pressed steel, swivel bracket with double ball bearing in the swivel head, dynamically pressed in accordance with special Blickle procedure resulting in an extremely low swivel head play and a long service life, with swivel head sealing, bolted wheel axle, zinc-plated.

Top plate drawings: Page 71.  
Detailed description: Page 62 and 76.

**Wheels:** VPP Series - Tyres: Standard solid rubber, colour black, 80° shore A or 90° shore A with wheel dimensions of 80x32 mm.  
Rims: Made of polypropylene, shock and impact-resistant, corrosion-resistant, plain or roller bearing, colour black.  
Detailed description: Page 133, 134 and 34.

Swivel castors	Fixed castors	Swivel castors with "stop-fix" brake	Wheel Ø [mm]	Tyre width [mm]	Load capacity [kg]	Bearing version	Total height [mm]	Plate size [mm]	Bolt hole spacing [mm]	Bolt hole Ø [mm]	Offset swivl castor [mm]
LE-VPP 80G	B-VPP 80G	LE-VPP 80G-FI	80	25	50	Plain bearing	102	100 x 85	80 x 60	9	38
LE-VPP 80R	B-VPP 80R	LE-VPP 80R-FI	80	25	50	Roller bearing	102	100 x 85	80 x 60	9	38
LE-VPP 82G	B-VPP 82G	LE-VPP 82G-FI	80	32	100	Plain bearing	102	100 x 85	80 x 60	9	38
LE-VPP 100G	B-VPP 100G	LE-VPP 100G-FI	100	30	70	Plain bearing	125	100 x 85	80 x 60	9	36
LE-VPP 100R	B-VPP 100R	LE-VPP 100R-FI	100	30	70	Roller bearing	125	100 x 85	80 x 60	9	36
LE-VPP 125G	B-VPP 125G	LE-VPP 125G-FI	125	37,5	100	Plain bearing	150	100 x 85	80 x 60	9	40
LE-VPP 125R	B-VPP 125R	LE-VPP 125R-FI	125	37,5	100	Roller bearing	150	100 x 85	80 x 60	9	40
LE-VPP 150G	B-VPP 150G	LE-VPP 150G-FI	150	40	135	Plain bearing	190	140 x 110	105 x 75-80	11	54
LE-VPP 150R	B-VPP 150R	LE-VPP 150R-FI	150	40	135	Roller bearing	190	140 x 110	105 x 75-80	11	54
LE-VPP 160G	B-VPP 160G	LE-VPP 160G-FI	160	40	135	Plain bearing	195	140 x 110	105 x 75-80	11	54
LE-VPP 160R	B-VPP 160R	LE-VPP 160R-FI	160	40	135	Roller bearing	195	140 x 110	105 x 75-80	11	54
LE-VPP 180G	B-VPP 180G	LE-VPP 180G-FI	180	50	170	Plain bearing	215	140 x 110	105 x 75-80	11	54
LE-VPP 180R	B-VPP 180R	LE-VPP 180R-FI	180	50	170	Roller bearing	215	140 x 110	105 x 75-80	11	54
LE-VPP 200G	B-VPP 200G	LE-VPP 200G-FI	200	50	205	Plain bearing	235	140 x 110	105 x 75-80	11	54
LE-VPP 200R	B-VPP 200R	LE-VPP 200R-FI	200	50	205	Roller bearing	235	140 x 110	105 x 75-80	11	54



### Variants / Accessories

	With non-marking grey tyre	With pressed steel thread guard, zinc-plated	With "stop-top" brake	With directional lock (retro fit)* 1 x 360°	With directional lock (retro fit)* 1 x 360°
Technical description page	34	79	77	78	78
Ref. No. extension	-SG	-FA	-ST	RI-03.01	RI-03.03
Available for wheel Ø [mm]	All sizes	All sizes	150 - 200	100 + 125	150 - 200

\* Only for swivel castors without brake.

Series: LER-VPP

## Pressed steel swivel castors with bolt hole fitting

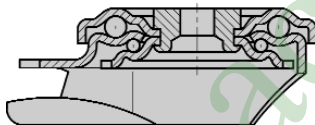
 50 - 205 kg



**Brackets:** LER Series - Pressed steel, with bolt hole, double ball bearing in the swivel head and strong central kingpin, dynamically pressed in accordance with special Blickle procedure resulting in an extremely low swivel head play and a long service life, bolted wheel axle, zinc-plated.  
Detailed description: Page 62 and 76.

**Wheels:** VPP Series - Tyres: Standard solid rubber, colour black, 80° shore A or 90° shore A with wheel dimensions 80x32 mm.  
Rims: Made of polypropylene, shock and impact-resistant, corrosion-resistant, plain bearing, colour black.  
Detailed description: Page 133, 134 and 34.

Swivel castors		Swivel castors with "stop-fix" brake		Wheel Ø [mm]	Tyre width [mm]	Load capacity [kg]	Bearing version	Total height [mm]	Plate Ø [mm]	Bolt hole Ø [mm]	Offset [mm]
Ref. No.	Ref. No.	Ref. No.	Ref. No.								
LER-VPP 80G	LER-VPP 80G-FI	LER-VPP 80G	LER-VPP 80G-FI	80	25	50	Plain bearing	102	70	13	38
LER-VPP 82G	LER-VPP 82G-FI	LER-VPP 82G	LER-VPP 82G-FI	80	32	100	Plain bearing	102	70	13	38
LER-VPP 100G	LER-VPP 100G-FI	LER-VPP 100G	LER-VPP 100G-FI	100	30	70	Plain bearing	125	70	13	36
LER-VPP 125G	LER-VPP 125G-FI	LER-VPP 125G	LER-VPP 125G-FI	125	37,5	100	Plain bearing	150	70	13	40
LER-VPP 150G	LER-VPP 150G-FI	LER-VPP 150G	LER-VPP 150G-FI	150	40	135	Plain bearing	190	88	13	54
LER-VPP 160G	LER-VPP 160G-FI	LER-VPP 160G	LER-VPP 160G-FI	160	40	135	Plain bearing	195	88	13	54
LER-VPP 180G	LER-VPP 180G-FI	LER-VPP 180G	LER-VPP 180G-FI	180	50	170	Plain bearing	215	88	13	54
LER-VPP 200G	LER-VPP 200G-FI	LER-VPP 200G	LER-VPP 200G-FI	200	50	205	Plain bearing	235	88	13	54



### Variants / Accessories



	With non-marking grey tyre	With pressed steel thread guard, zinc-plated
Technical description page	34	79
Ref. No. extension	-SG	-FA
Available for wheel Ø [mm]	All sizes	All sizes

Series: LEZ-VPP

## Pressed steel swivel castors with stem fitting

50 - 205 kg



**Brackets:** LEZ Series - Pressed steel, with steel stems, with double ball bearing in the swivel head, dynamically pressed in accordance with special Blickle procedure resulting in an extremely low swivel head play and a long service life, bolted wheel axle, zinc-plated.  
Detailed description: Page 62 and 76.

**Wheels:** VPP Series - Tyres: Standard solid rubber, colour black, 80° shore A or 90° shore A with wheel dimensions 80x32 mm.  
Rims: Made of polypropylene, shock and impact-resistant, corrosion-resistant, plain bearing, colour black.  
Detailed description: Page 133, 134 and 34.

Swivel castors		Swivel castors with "stop-fix" brake		Wheel Ø [mm]	Tyre width [mm]	Load capacity [kg]	Bearing version	Total height [mm]	Stem Ø [mm]	Stem length [mm]	Offset [mm]
Ref. No.	Ref. No.	Ref. No.	Ref. No.								
LEZ-VPP 80G	LEZ-VPP 80G-FI	LEZ-VPP 82G	LEZ-VPP 82G-FI	80	25	50	Plain bearing	102	20	50	38
LEZ-VPP 82G	LEZ-VPP 82G-FI	LEZ-VPP 100G	LEZ-VPP 100G-FI	80	32	100	Plain bearing	102	20	50	38
LEZ-VPP 100G	LEZ-VPP 100G-FI	LEZ-VPP 125G	LEZ-VPP 125G-FI	100	30	70	Plain bearing	125	20	50	36
LEZ-VPP 125G	LEZ-VPP 125G-FI	LEZ-VPP 150G-22	LEZ-VPP 150G-22-FI	125	37,5	100	Plain bearing	150	20	50	40
LEZ-VPP 150G-22	LEZ-VPP 150G-22-FI	LEZ-VPP 150G-27	LEZ-VPP 150G-27-FI	150	40	135	Plain bearing	190	22	60	54
LEZ-VPP 150G-27	LEZ-VPP 150G-27-FI	LEZ-VPP 160G-22	LEZ-VPP 160G-22-FI	150	40	135	Plain bearing	190	27	60	54
LEZ-VPP 160G-22	LEZ-VPP 160G-22-FI	LEZ-VPP 160G-27	LEZ-VPP 160G-27-FI	160	40	135	Plain bearing	195	22	60	54
LEZ-VPP 160G-27	LEZ-VPP 160G-27-FI	LEZ-VPP 180G-22	LEZ-VPP 180G-22-FI	160	40	135	Plain bearing	195	27	60	54
LEZ-VPP 180G-22	LEZ-VPP 180G-22-FI	LEZ-VPP 180G-27	LEZ-VPP 180G-27-FI	180	50	170	Plain bearing	215	22	60	54
LEZ-VPP 180G-27	LEZ-VPP 180G-27-FI	LEZ-VPP 200G-22	LEZ-VPP 200G-22-FI	180	50	170	Plain bearing	215	27	60	54
LEZ-VPP 200G-22	LEZ-VPP 200G-22-FI	LEZ-VPP 200G-27	LEZ-VPP 200G-27-FI	200	50	205	Plain bearing	235	22	60	54
LEZ-VPP 200G-27	LEZ-VPP 200G-27-FI			200	50	205	Plain bearing	235	27	60	54

### Variants / Accessories



With non-marking grey tyre	With pressed steel thread guard, zinc-plated
----------------------------	--

Technical description page	34	79
Ref. No. extension	-SG	-FA
Available for wheel Ø [mm]	All sizes	All sizes

Series: L-VPP, B-VPP, BH-VPP

## Pressed steel swivel and fixed castors, medium duty brackets

50 - 295 kg



**Brackets:** L/B/BH Series - Pressed steel, swivel bracket with double ball bearing in the reinforced swivel head, dynamically pressed in accordance with special Blickle procedure resulting in an extremely low swivel head play and a long service life, strong central kingpin (wheel Ø 160-250 mm) and swivel head sealing (except for brackets with 175x175 mm plate), bolted wheel axle, zinc-plated.

**Wheels:** VPP Series - Tyres: Standard solid rubber, colour black, 80° shore A or 90° shore A with wheel dimensions of 80x32 mm.

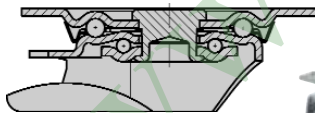
Rims: Made of polypropylene, shock and impact-resistant, corrosion-resistant, plain, roller or ball bearing, colour black.

Detailed description: Page 133, 134 and 34.

Top plate drawings: Page 71.  
Detailed description: Page 62 and 76.

Swivel castors	Fixed castors	Swivel castors with "stop-fix" brake	Wheel Ø [mm]	Tyre width [mm]	Load capacity [kg]	Bearing version	Total height [mm]	Plate size [mm]	Bolt hole spacing [mm]	Bolt hole Ø [mm]	Offset swl castor [mm]
L-VPP 80G	B-VPP 80G	L-VPP 80G-FI	80	25	50	Plain bearing	102	100 x 85	80 x 60	9	38
L-VPP 80R	B-VPP 80R	L-VPP 80R-FI	80	25	50	Roller bearing	102	100 x 85	80 x 60	9	38
L-VPP 82G	B-VPP 82G	L-VPP 82G-FI	80	32	100	Plain bearing	102	100 x 85	80 x 60	9	38
L-VPP 100G	B-VPP 100G	L-VPP 100G-FI	100	30	70	Plain bearing	125	100 x 85	80 x 60	9	36
L-VPP 100R	B-VPP 100R	L-VPP 100R-FI	100	30	70	Roller bearing	125	100 x 85	80 x 60	9	36
L-VPP 125G	B-VPP 125G	L-VPP 125G-FI	125	37,5	100	Plain bearing	150	100 x 85	80 x 60	9	40
L-VPP 125R	B-VPP 125R	L-VPP 125R-FI	125	37,5	100	Roller bearing	150	100 x 85	80 x 60	9	40
L-VPP 140G	B-VPP 140G	L-VPP 140G-FI	140	37,5	115	Plain bearing	170	140 x 110	105 x 75-80	11	50
L-VPP 140R	B-VPP 140R	L-VPP 140R-FI	140	37,5	115	Roller bearing	170	140 x 110	105 x 75-80	11	50
L-VPP 160G	B-VPP 160G	L-VPP 160G-FI	160	40	135	Plain bearing	195	140 x 110	105 x 75-80	11	60
L-VPP 160R	B-VPP 160R	L-VPP 160R-FI	160	40	135	Roller bearing	195	140 x 110	105 x 75-80	11	60
L-VPP 180G	B-VPP 180G	L-VPP 180G-FI	180	50	170	Plain bearing	215	140 x 110	105 x 75-80	11	60
L-VPP 180R	B-VPP 180R	L-VPP 180R-FI	180	50	170	Roller bearing	215	140 x 110	105 x 75-80	11	60
L-VPP 200G	B-VPP 200G	L-VPP 200G-FI	200	50	205	Plain bearing	235	140 x 110	105 x 75-80	11	65
L-VPP 200R	B-VPP 200R	L-VPP 200R-FI	200	50	205	Roller bearing	235	140 x 110	105 x 75-80	11	65
L-VPP 200K	B-VPP 200K	L-VPP 200K-FI	200	50	205	Ball bearing	235	140 x 110	105 x 75-80	11	65
L-VPP 250G-3	BH-VPP 250G	*	250	60	295	Plain bearing	295	140 x 110	105 x 75-80	11	77
L-VPP 250R-3	BH-VPP 250R	*	250	60	295	Roller bearing	295	140 x 110	105 x 75-80	11	77
L-VPP 256G	B-VPP 256G	*	250	85	250	Plain bearing	295	175 x 175	140 x 140	15	70
			250	85	250	Plain bearing	295	220 x 120	190 x 75	15	

\* For the "stop-top" brake version, refer to Variants / Accessories.



### Variants / Accessories




	With non-marking grey tyre	With pressed steel thread guard, zinc-plated	With "stop-top" brake	With directional lock (retro fit)** 1 x 360°	With directional lock (retro fit)** 1 x 360°
Technical description page	34	79	77	78	78
Ref. No. extension	-SG	-FA	-ST	RI-03.01	RI-05.03
Available for wheel Ø [mm]	80 - 250x60	80 - 200	All sizes	100 + 125	160 - 200

\*\* Only for swivel castors without brake.

Series: VPE

**Wheels with standard solid rubber tyres,  
synthetic rim**

 35 - 150 kg



**Tyres:** Standard solid rubber, colour black,  
wheel Ø 146-180 mm: 80° shore A,  
wheel Ø 260 mm: 55° shore A.


**Rims:** Made of polypropylene, shock and impact-resistant,  
corrosion-resistant, with plain bearing, light design,  
colour black.

Detailed description: Page 34.

## Wheels

Ref. No.	Wheel Ø (D) [mm]	Tyre width (T2) [mm]	Load capacity [kg]	Bearing version	Axle bore Ø (d) [mm]	Hub length (T1) [mm]
VPE 146/12G	146	32	35	Plain bearing	12	33
VPE 165/12G	165	32	40	Plain bearing	12	33
VPE 180/12G	180	32	45	Plain bearing	12	33
VPE 180/20G	180	32	45	Plain bearing	20	33
VPE 260/20G	260	85	150	Plain bearing	20	88

## Variants / Accessories



Red centre

STARLOCK®  
stainless steel cap

Technical description page

34

79

Ref. No. extension

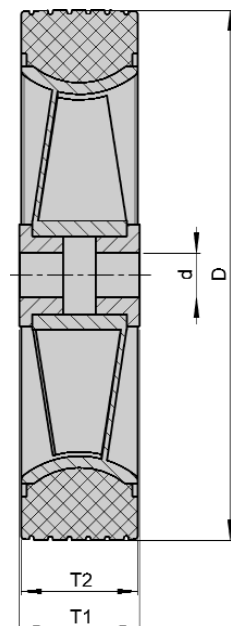
-ROT

ST-KA 12, 20

Available for wheel Ø [mm]

260


All axle bore Ø






Series: TPA, TPP

**Wheels with thermoplastic rubber tread,  
synthetic wheel centre**

 90 - 200 kg



TPA Series



TPP Series



**Treads:** Made of thermoplastic rubber, colour grey, non-marking, 85° shore A.

**Wheel centres:** Made of polypropylene, colour light grey, colour black for "-ELS" version (refer to Variants / Accessories), plain or ball bearing.

As standard, ball bearing versions are supplied with bearing sealing.

Detailed description: Page 30 and 34.

### Wheels

Ref. No.	Wheel Ø (D) [mm]	Wheel width (T2) [mm]	Load capacity [kg]	Bearing version	Axle bore Ø (d) [mm]	Hub length (T1) [mm]
TPA 80/12G	80	32	90	Plain bearing	12	35
TPA 102/12G	100	32	100	Plain bearing	12	45
TPA 127/12G	125	32	110	Plain bearing	12	45
TPP 160/12KD	160	40	180	Ball bearing	12	62
TPP 200/12KD	200	40	200	Ball bearing	12	62

5

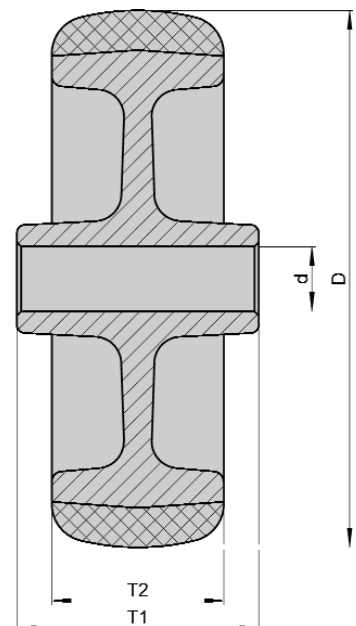
Further information on the internet: [www.blickle.com](http://www.blickle.com)

### Variants / Accessories



Antistatic version, non-marking grey

Technical description page	30
Ref. No. extension	-ELS
Available for wheel Ø [mm]	80 - 125



Series: LE-TPA, LE-TPP, B-TPA, B-TPP

## Pressed steel swivel and fixed castors

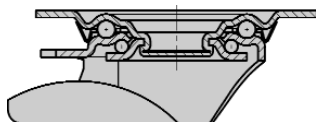
 90 - 200 kg



**Brackets:** LE/B Series - Pressed steel, swivel bracket with double ball bearing in the swivel head, dynamically pressed in accordance with special Blickle procedure resulting in an extremely low swivel head play and a long service life, with swivel head sealing, bolted wheel axle, zinc-plated.  
Top plate drawings: Page 71.  
Detailed description: Page 62 and 76.

**Wheels:** TPA/TPP Series - Treads: Made of thermoplastic rubber, colour grey, non-marking, 85° shore A.  
Wheel centres: Made of polypropylene, colour light grey, colour black for "-ELS" version (refer to Variants / Accessories), plain or ball bearing.  
As standard, ball bearing versions are supplied with bearing sealing.  
Detailed description: Page 140, 30 and 34.

Swivel castors	Fixed castors	Swivel castors with "stop-fix" brake	Wheel Ø (D) [mm]	Wheel width [mm]	Load capacity [kg]	Bearing version	Total height [mm]	Plate size [mm]	Bolt hole spacing [mm]	Bolt hole Ø [mm]	Offset [mm]
LE-TPA 80G	B-TPA 80G	LE-TPA 80G-FI	80	32	90	Plain bearing	102	100 x 85	80 x 60	9	38
LE-TPA 102G	B-TPA 102G	LE-TPA 102G-FI	100	32	100	Plain bearing	125	100 x 85	80 x 60	9	36
LE-TPA 127G	B-TPA 127G	LE-TPA 127G-FI	125	32	110	Plain bearing	150	100 x 85	80 x 60	9	40
LE-TPP 160KD	B-TPP 160KD	LE-TPP 160KD-FI	160	40	180	Ball bearing	195	140 x 110	105 x 75-80	11	54
LE-TPP 200KD	B-TPP 200KD	LE-TPP 200KD-FI	200	40	200	Ball bearing	235	140 x 110	105 x 75-80	11	54



### Variants / Accessories



Antistatic version, non-marking grey

Technical description page

30

Ref. No. extension

-ELS

Available for wheel Ø [mm]

80 - 125

Series: LER-TPA, LER-TPP

## Pressed steel swivel castors with bolt hole fitting

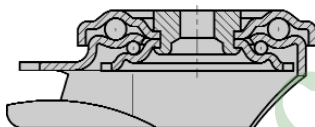
 90 - 200 kg



**Brackets:** LER Series - Pressed steel, with bolt hole, double ball bearing in the swivel head and strong central kingpin, dynamically pressed in accordance with special Blickle procedure resulting in an extremely low swivel head play and a long service life, bolted wheel axle, zinc-plated.  
Detailed description: Page 62 and 76.

**Wheels:** TPA/TPP Series - Treads: Made of thermoplastic rubber, colour grey, non-marking, 85° shore A.  
Wheel centres: Made of polypropylene, colour light grey, colour black for "-ELS" version (refer to Variants / Accessories), plain or ball bearing.  
As standard, ball bearing versions are supplied with bearing sealing.  
Detailed description: Page 140, 30 and 34.

Swivel castors		Swivel castors with "stop-fix" brake		Wheel Ø	Wheel width	Load capacity	Bearing version	Total height	Plate Ø	Bolt hole Ø	Offset
Ref. No.	Ref. No.	(D) [mm]	[mm]	[kg]	[mm]	[mm]		[mm]	[mm]	[mm]	[mm]
LER-TPA 80G	LER-TPA 80G-FI	80	32	90	32	100	Plain bearing	102	70	13	38
LER-TPA 102G	LER-TPA 102G-FI	100	32	100	32	110	Plain bearing	125	70	13	36
LER-TPA 127G	LER-TPA 127G-FI	125	32	110	32	150	Plain bearing	150	70	13	40
LER-TPP 160KD	LER-TPP 160KD-FI	160	40	180	40	195	Ball bearing	195	88	13	54
LER-TPP 200KD	LER-TPP 200KD-FI	200	40	200	40	235	Ball bearing	235	88	13	54



### Variants / Accessories

Antistatic version, non-marking grey

Technical description page	30
Ref. No. extension	-ELS
Available for wheel Ø [mm]	80 - 125

[www.accesscasters.com](http://www.accesscasters.com)